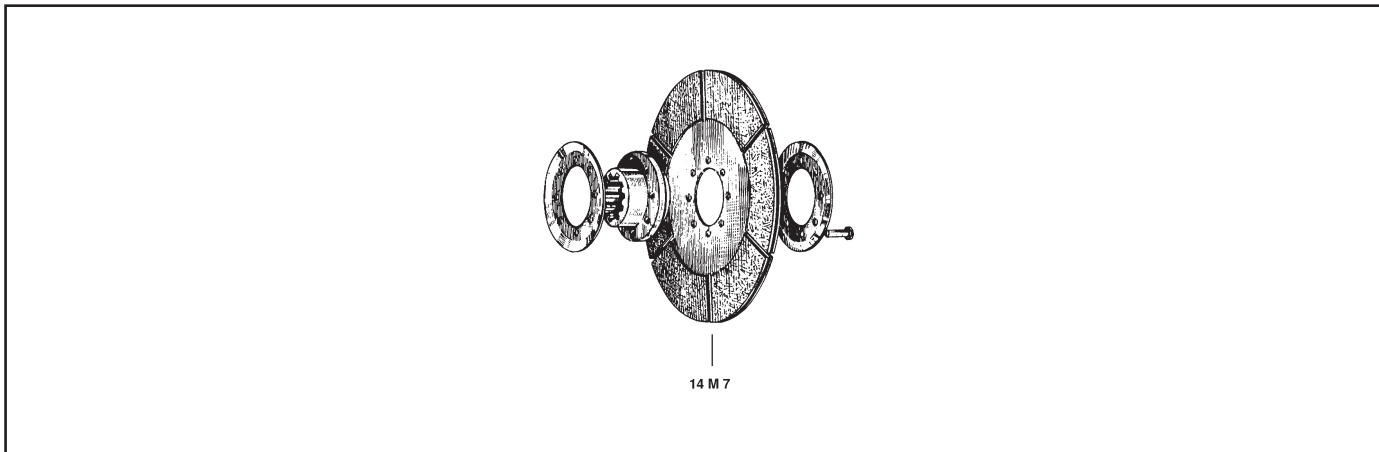


250 cc. - 4T - R 25 1950 → 1951
 250 cc. - 4T - R 25/2 1951 → 1954



MATRICOLA	DESCRIZIONE
14 M 7	Monodisco completo Ø 150 mm (spess. 7 mm)

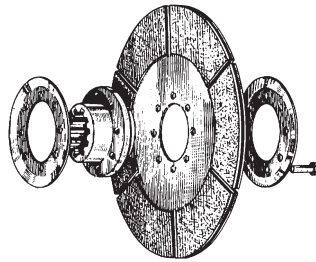
MATRICOLA	DESCRIZIONE

2

250 cc. - 4T - R 25/3 1953 → 1956

250 cc. - 4T - R 26 1956 → 1960

250 cc. - 4T - R 27 1960 → 1966



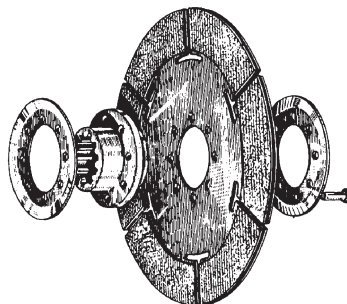
14 M 5

MATRICOLA	DESCRIZIONE
14 M 5	Monodisco completo Ø 150 mm (spess. 5 mm)

MATRICOLA	DESCRIZIONE

500 cc. - 4T - R 51/2 1950 → 1951

500 cc. - 4T - R 51 1938 → 1940



14 M 6

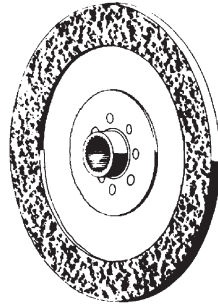
MATRICOLA	DESCRIZIONE
14 M 6	Monodisco completo Ø 180 mm (spess. 5 mm)

MATRICOLA	DESCRIZIONE

4

450 cc. - 4T - R 45 1978 → 1980

650 cc. - 4T - R 65 1978 → 1980



14 M 32

MATRICOLA	DESCRIZIONE
14 M 32	Monodisco completo Ø 159 mm (spess. 6 mm)

MATRICOLA	DESCRIZIONE
-----------	-------------

450 cc. - 4T - R 45 1981 → 1985

650 cc. - 4T - R 65 1981 → 1992

800 cc. - 4T - R 80 GS 1980 → 1995

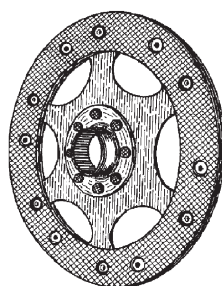
850 cc. - 4T - R 850 1996 → 1997

1000 cc. - 4T - R 100 RS 1981 → 1983

1000 cc. - 4T - R 100 RT 1981 → 1993

1000 cc. - 4T - R 100 GS 1987 → 1995

1000 cc. - 4T - R 100 T 1979 → 1980



14 M 26

MATRICOLA	DESCRIZIONE
14 M 26	Monodisco completo Ø 165 mm

MATRICOLA	DESCRIZIONE
14 M 41	MODIFICA Monodisco completo Ø 165 mm con guarnitura sinterizzata

6

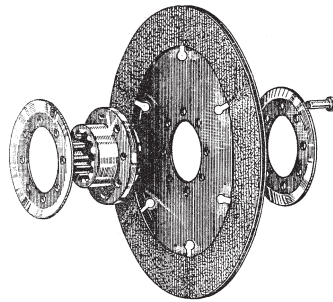
500 cc. - 4T - R 5 1936 → 1937

500 cc. - 4T - R 50 1955 → 1960

600 cc. - 4T - R 60 1956 → 1960

600 cc. - 4T - R 69 1955 → 1960

600 cc. - 4T - R 69 S 1960 → 1967



14 M 18

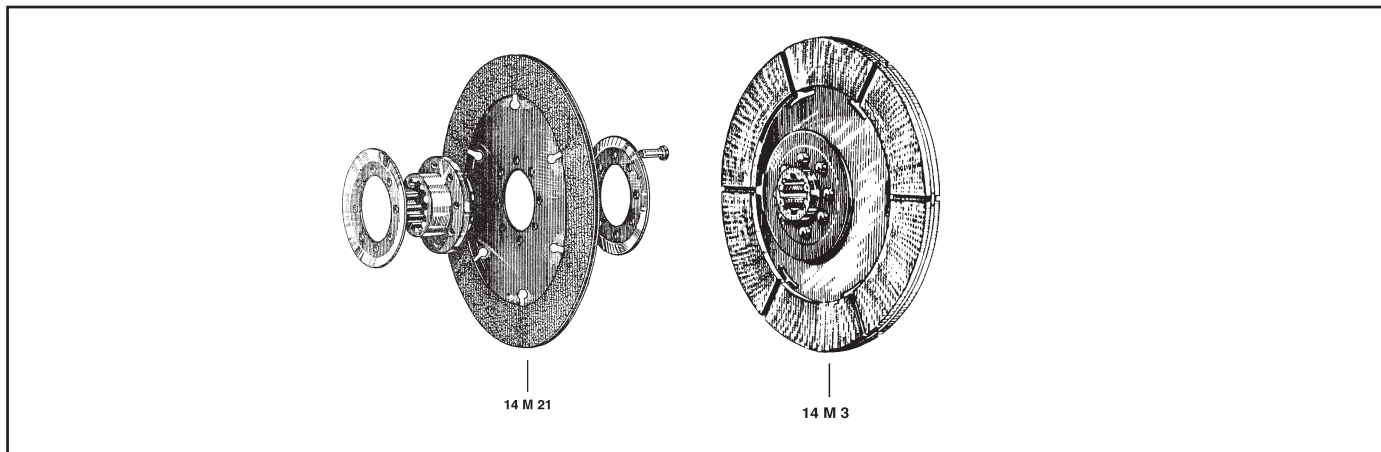
MATRICOLA	DESCRIZIONE
14 M 18	Monodisco completo Ø 180 mm (spess. 9 mm)

MATRICOLA	DESCRIZIONE

500 cc. - 4T - R 51/3 1952 → 1954

500 cc. - 4T - R 50/2 1960 → 1969

750 cc. - 4T - R 75 1941 → 1944

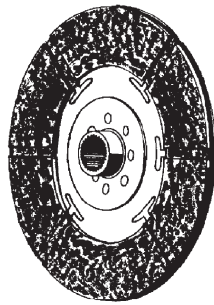


MATRICOLA	DESCRIZIONE
14 M 3	Monodisco completo Ø 180 mm (spess. 7 mm)

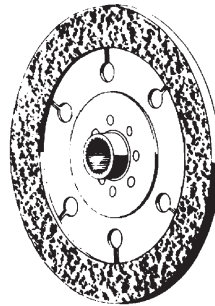
MATRICOLA	DESCRIZIONE
14 M 21	MODIFICA Monodisco completo Ø 180 mm (spess. 7 mm)

8

500 cc. - 4T - R 50/5 1969 → 1973
600 cc. - 4T - R 60/5 1969 → 1973
600 cc. - 4T - R 60/6 1973 → 1976
600 cc. - 4T - R 60/7 1976 → 1980
600 cc. - 4T - R 60 S 1973 → 1976
750 cc. - 4T - R 75/5 1969 → 1973
750 cc. - 4T - R 75/6 1973 → 1976
750 cc. - 4T - R 75/7 1976 → 1977
800 cc. - 4T - R 80/7 1977 → 1978
800 cc. - 4T - R 80 S 1977 → 1978
900 cc. - 4T - R 90/6 1973 → 1976
900 cc. - 4T - R 90 S 1973 → 1976
1000 cc. - 4T - R 100/7 1976 → 1978
1000 cc. - 4T - R 100 S 1976 → 1978



14 M 23

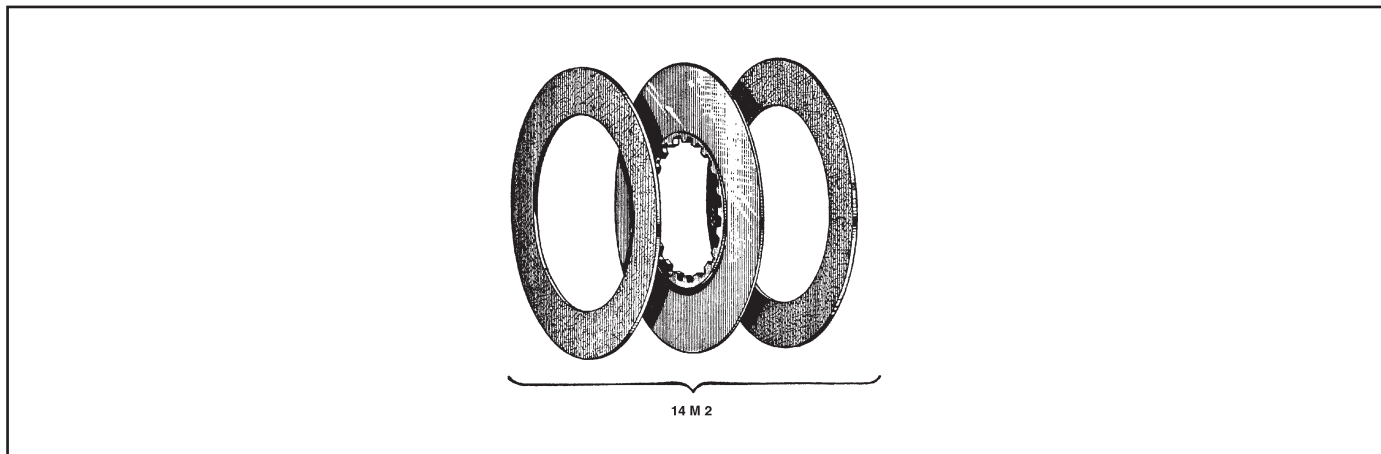


14 M 28

MATRICOLA	DESCRIZIONE
14 M 23	Monodisco completo Ø 180 mm (spess. 6 mm)

MATRICOLA	DESCRIZIONE
14 M 28	MODIFICA Monodisco completo Ø 180 mm (spess. 6 mm)

750 cc. - 4T - R 12 1935 → 1942

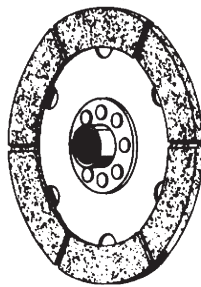


MATRICOLA	DESCRIZIONE
14 M 2	Monodisco completo

MATRICOLA	DESCRIZIONE

10

- 750 cc. - 4T - K 75 1992 → 1997
- 750 cc. - 4T - K 75 C 1985 → 1990
- 750 cc. - 4T - K 75 J 1987
- 750 cc. - 4T - K 75 RT 1992 → 1997
- 750 cc. - 4T - K 75 S 1986 → 1997
- 750 cc. - 4T - K 75 SE 1996 → 1997
- 750 cc. - 4T - K 75 T 1987 → 1989

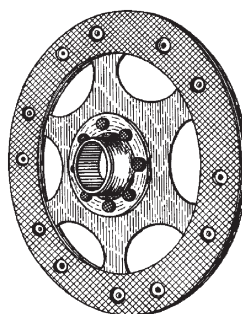


14 M 17

MATRICOLA	DESCRIZIONE
14 M 17	Monodisco completo Ø 165 mm

MATRICOLA	DESCRIZIONE

- 1000 cc. - 4T - K 100 LT 1987 → 1992*
- 1000 cc. - 4T - K 100 RS 1983 → 1993*
- 1000 cc. - 4T - K 100 RS CLUB 1986 → 1994*
- 1000 cc. - 4T - K 100 RT 1983 → 1989*
- 1000 cc. - 4T - K 1 1990 → 1993*
- 1000 cc. - 4T - K 1 CLUB 1990 → 1993*
- 1100 cc. - 4T - K 1100 1993 → 2000*
- 1100 cc. - 4T - K 1100 LT 1989 → 1997*
- 1100 cc. - 4T - K 1100 RS 1992 → 1996*
- 1100 cc. - 4T - K 1100 RS CLUB 1995 → 1997*
- 1100 cc. - 4T - R 1100 RS 1993 → 2000*
- 1100 cc. - 4T - R 1100 GS 1996 → 2000*
- 1100 cc. - 4T - R 1100 R 1993 → 2000*
- 1100 cc. - 4T - R 1100 RT 1993 → 2000*



14 M 25

MATRICOLA	DESCRIZIONE
14 M 25	Monodisco completo Ø 180 mm

MATRICOLA	DESCRIZIONE
14 M 80	MODIFICA Monodisco completo Ø 180 mm con guarnitura sinterizzata